

SALISBURY WALK IN HEALTH CENTRE

How you book a video consultation with Salisbury Walk In Health Centre

USING THE NHSAPP TO REMOTELY BOOK AN APPOINTMENT

Before you start

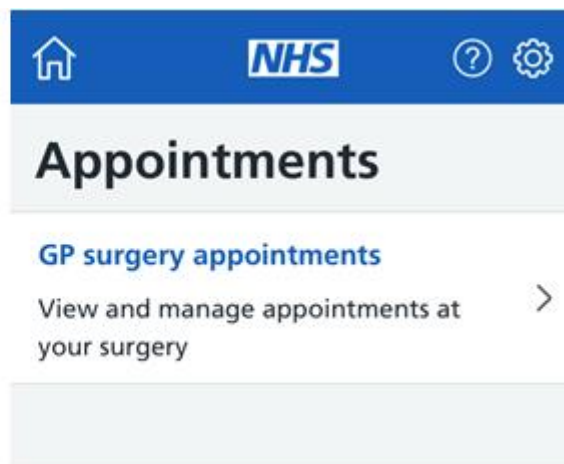
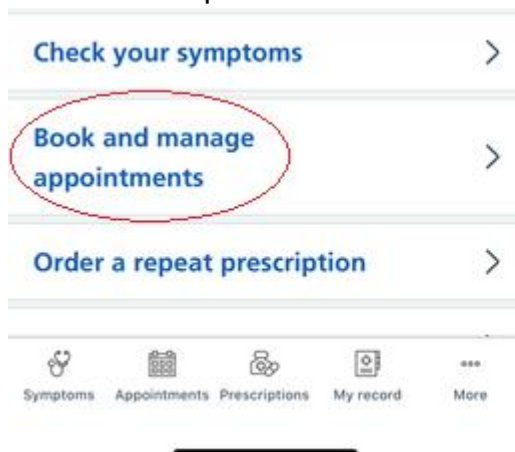
- Ensure you have downloaded and completed the registration section on the NHSapp



- Your NHS number (optional) and Photo ID is required (Driving licence/Passport)
- It will take up to 2 hours to verify your details

How to book appointment

- Open NHSapp
- Follow steps below:



- Please make sure you select the 'Type of appointment' as **WIC video consultation** and the location as **Salisbury Walk In Health Centre**

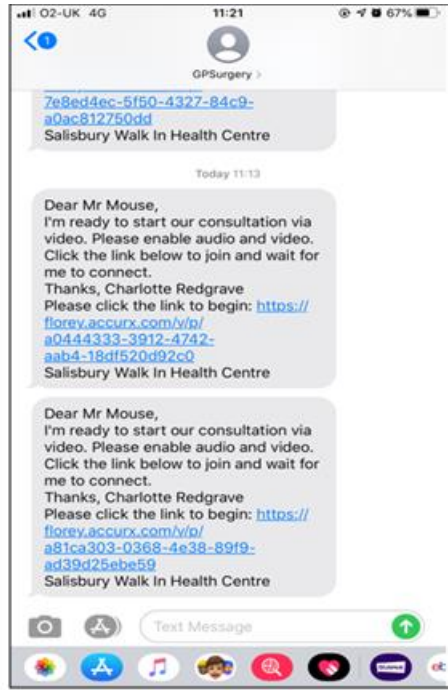
The screenshot shows the 'Your GP appointments' page in the NHS app. At the top, there is a blue header with a home icon, the NHS logo, and a help icon. Below the header is a 'Back' link. The main content area is titled 'Your GP appointments'. A yellow banner highlights 'Coronavirus' with the text: 'Do not book a GP appointment if you think you might have coronavirus. Stay at home and avoid close contact with other people.' A blue 'Feedback' button is on the right side of the banner. Below the banner is a green 'Book an appointment' button. At the bottom, there is a section for 'Upcoming appointments' with the text: 'If you have an upcoming appointment that is not shown here, contact your GP surgery'. The bottom navigation bar includes icons for Symptoms, Appointments, Prescriptions, My record, and More.

The screenshot shows the 'Book a GP appointment' page in the NHS app. At the top, there is a blue header with a home icon, the NHS logo, and a help icon. Below the header is a 'Back' link. The main content area is titled 'Book a GP appointment'. The 'Type of appointment' dropdown menu is set to 'WIC video consultation'. The 'Location' dropdown menu is set to 'Salisbury Walk In Health Centre'. The 'Practice member (optional)' dropdown menu is set to 'No preference'. The 'Filter available appointments' dropdown menu is set to 'Next eight weeks'. The bottom navigation bar includes icons for Symptoms, Appointments, Prescriptions, My record, and More.

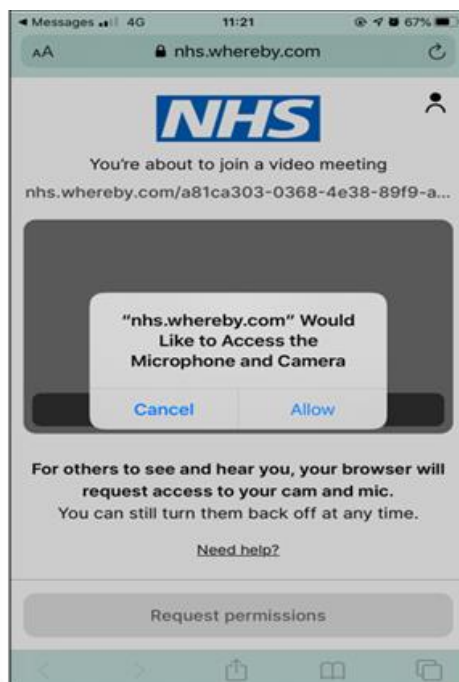
RECEIVING A VIDEO CONSULTATION FROM A CLINICIAN

Once you have booked a video consultation slot

- You will receive a SMS text message from GP Surgery as below
- Click on the link and you option to open in a web browser or download the whereby app



- Once you are in the virtual room the clinician will be waiting for you
- Click request permissions button
- Click allow to gain access to the microphone and camera



WHEN YOU RECEIVE A
SMS WITH THE LINK
PLEASE CLICK ON IT
THE CLINICIAN WILL BE
WAITING FOR YOU IN THE
VIRTUAL ROOM

A DELAY WILL PREVENT
OTHERS HAVING CONTACT
AND MAY RESULT IN YOU
MISSING YOUR
APPOINTMENT.